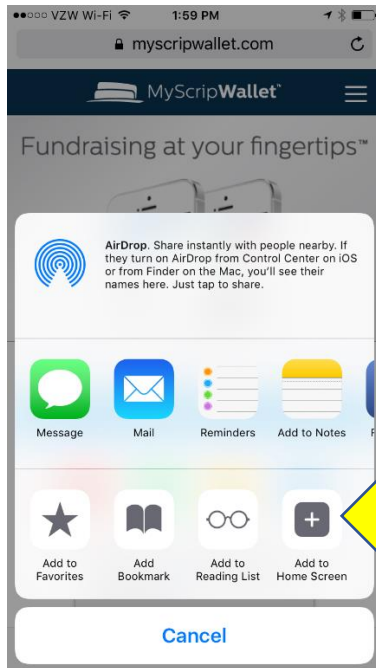
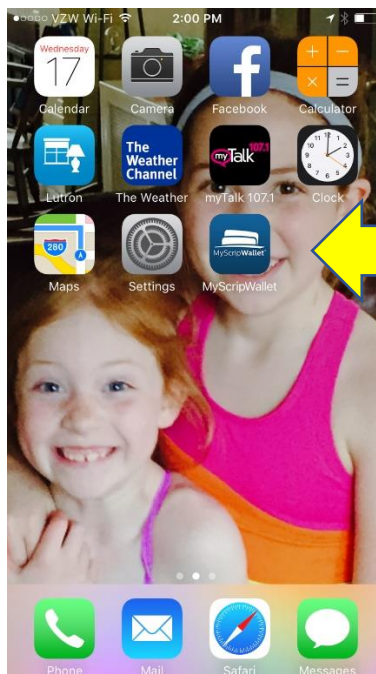


How to use mobile scrip from your phone or tablet



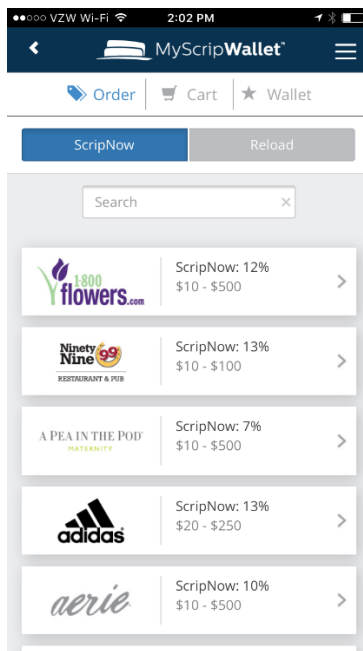
Open your web browser (Safari for Apple and Chrome on Android) and enter www.myscripwallet.com When the page opens, add it to your home screen.



This will essentially create an "app" on your home screen which will allow you to order and use electronic scrip immediately and to reload physical gift cards you have received and registered under your "wallet" on the www.shopwithscrip.com website.

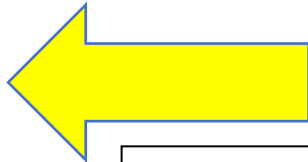



Once you log into the “app” (using the same user name and password you use on the shopwithscrip.com website) you will see options to order, view your cart, or check your wallet.


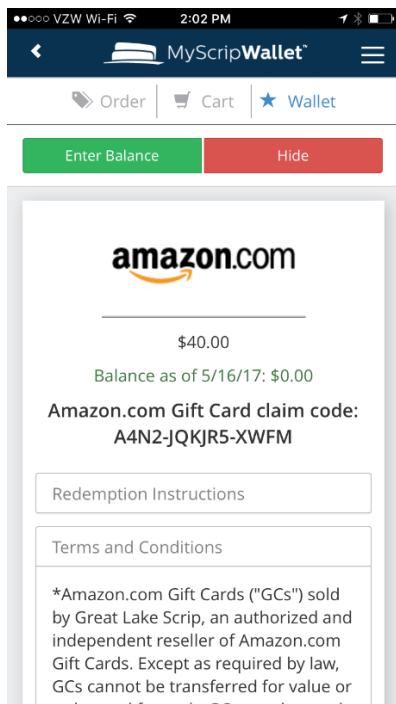


From the order tab, you will see an alphabetical list of retailers who offer ScripNow. You can either scroll through or search for what you want.

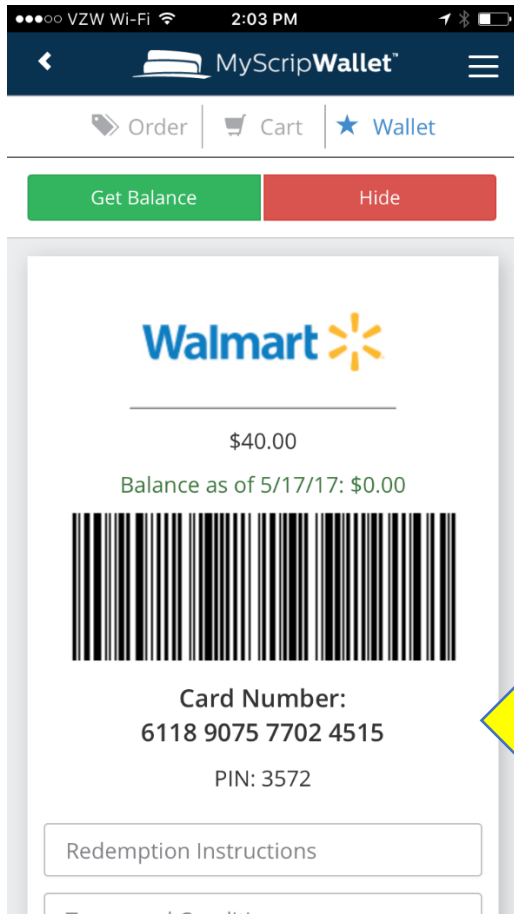
If you click on the Reload option, you can see which retailers allow you to reload physical cards you have previously purchased and registered.



Under the wallet section you can see any ScripNow that has been ordered. The date it was delivered is shown.



Some ScripNow is delivered in the form of a promo code that can be entered in your payment options (as a gift card) when you are ready to check out online.



Other retailers may show ScripNow in the form of a bar code that can be scanned at the time of check out (or there is a card number and PIN shown that can be entered if you are making an online purchase)



Any unused balance on this type of scrip will remain in your “wallet”. To use again, simply log onto the “app” and click on the “wallet” section and find the store you want and scan or enter the code to access the remaining balance.